

SF
V1-ECC 84

MX 1
V2a- $\frac{1}{2}$ ECC 81

MX 2
V3-EF 95

IF 1
V4-EF 95

IF 2
V5-EF 95

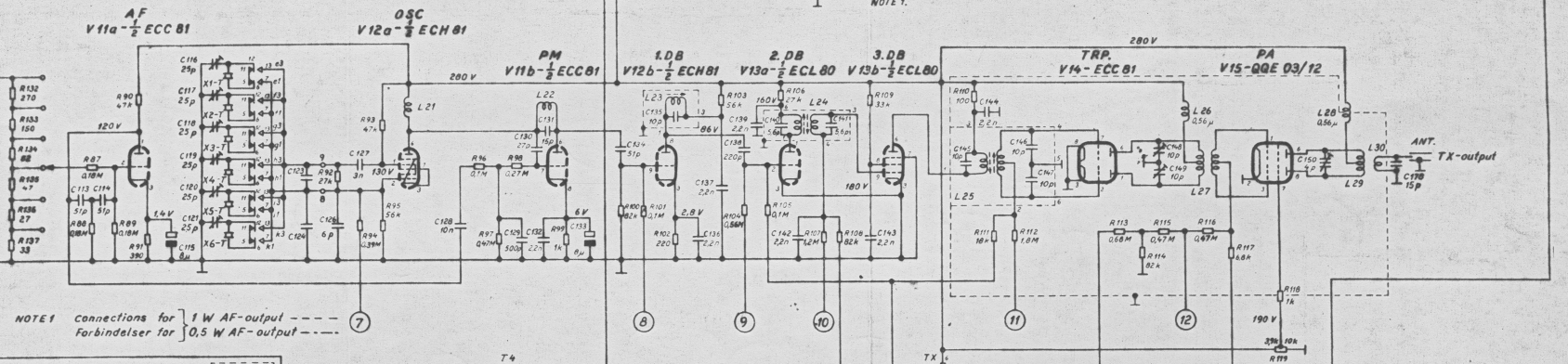
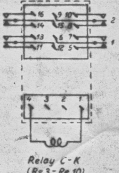

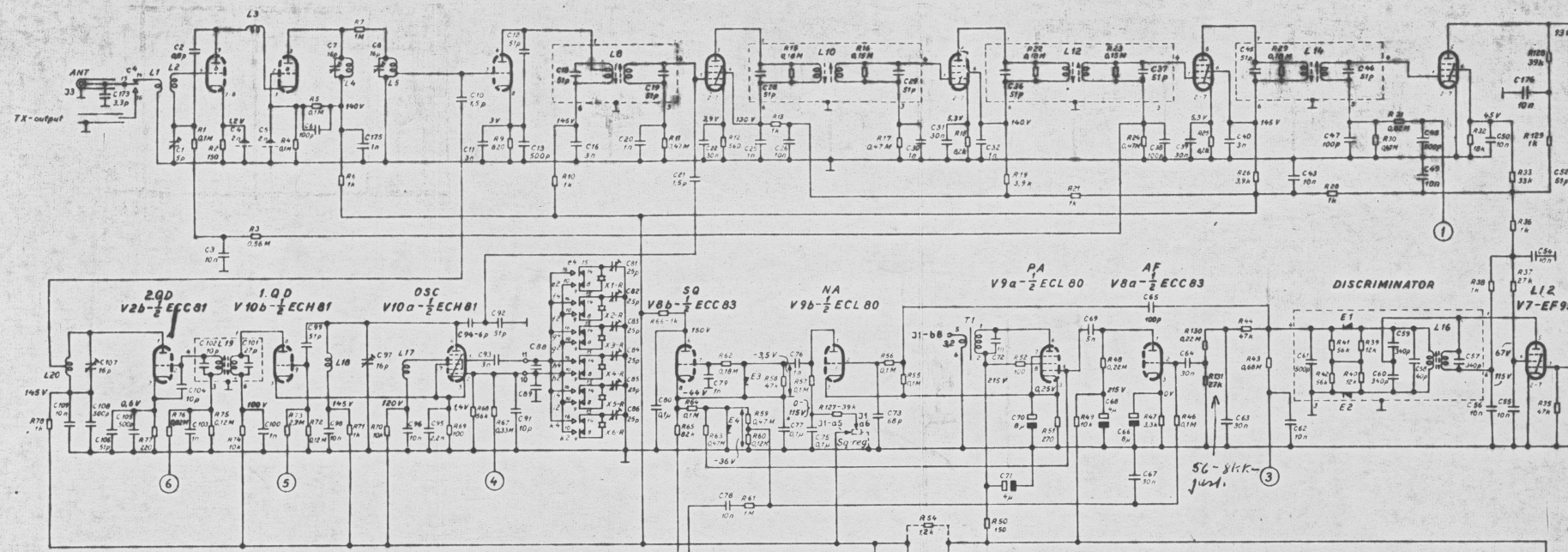
LT 1
V6-EF 95

Note 1: Voltages and currents are approximate and for reference only. They are measured under the following conditions:
1. 6.3 V supply voltage.

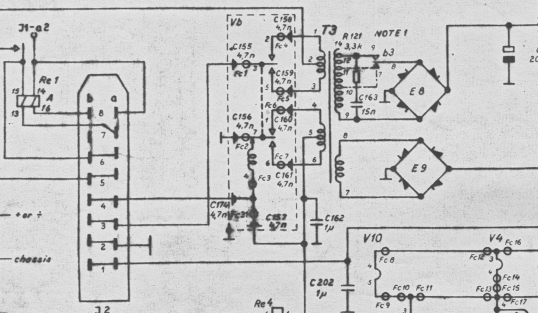
2. Receiver stand-by and without ant. signal.
3. Transmitter keyed.
4. Voltages and currents are measured by a 20000 Ω/V meter.

Note 2: Spændinger og strømme er cirka værdier og kun benyttes som reference. De er målt under følgende betingelser:
1. 6,3 V acc.-spænding målt på J2.

2. Modtager i stand-by og uden antennesignal.
3. Sender tastet.
4. Spændinger og strømme er målt med et 20.000 Ω/V -instrument.



NOTE 1 Connections for 1 W AF-output
Forbindelser for 0,5 W AF-output



Connections at external power plug
Forbindelser på ydre strømforsyningskonnektor



RADIOTELEPHONE

CQM 13C-7

D 9273